
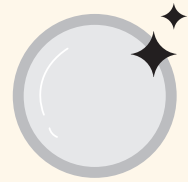
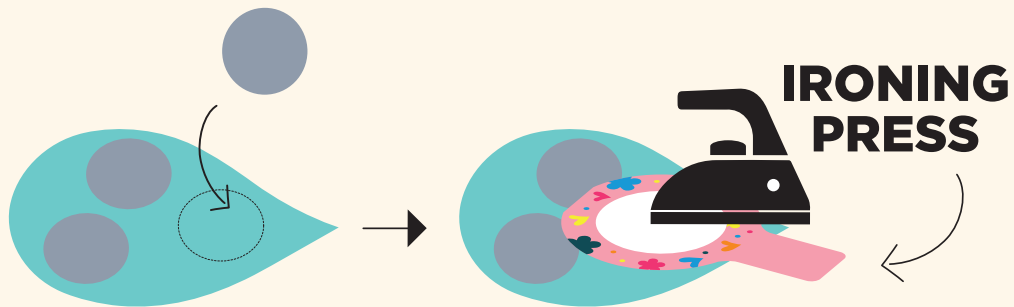


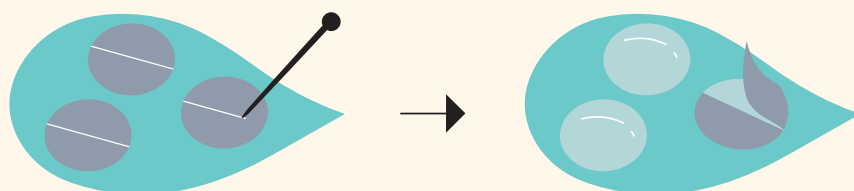
HOW TO USE



SHINY SIDE Fusible
MATTE SIDE Paper



Position the appliqué tack(s) to the underside of the appliqué piece, with the shiny side facing the fabric. Cover the tack(s) with the ironing press provided. With the iron at cotton setting, fuse the tack(s) to the appliqué piece.



Score the backing paper for easy removal.



Position the appliqué piece with the shiny side facing towards the project and fuse in place. The appliqué will now stay put while you stitch it down!